



Outlook.com or Windows Live Mail

Method one

- 1 Click on the three dots on the right hand side of the email

Barry Callebaut unveils the 'first nutraceutical fruit drink' | Mars Wrigley set to shake-up travel retail space | Vegan chocolate brand Ombar expands with oats-based bars | 'Silver lining' to England's new HFSS restrictions

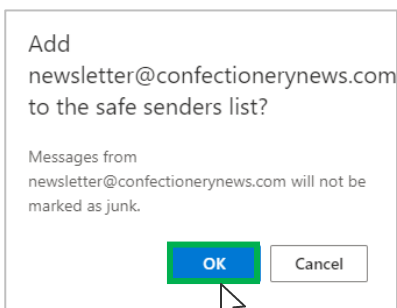


- 2 Select 'Add to safe senders'

Barry Callebaut unveils the 'first nutraceutical fruit drink' | Mars Wrigley set to shake-up travel retail space | Vegan chocolate brand Ombar expands with oats-based bars | 'Silver lining' to England's new HFSS restrictions



- 3 Click 'OK' on pop up

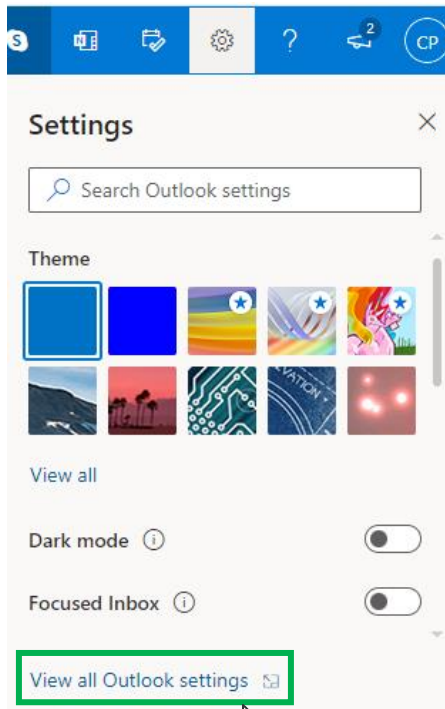




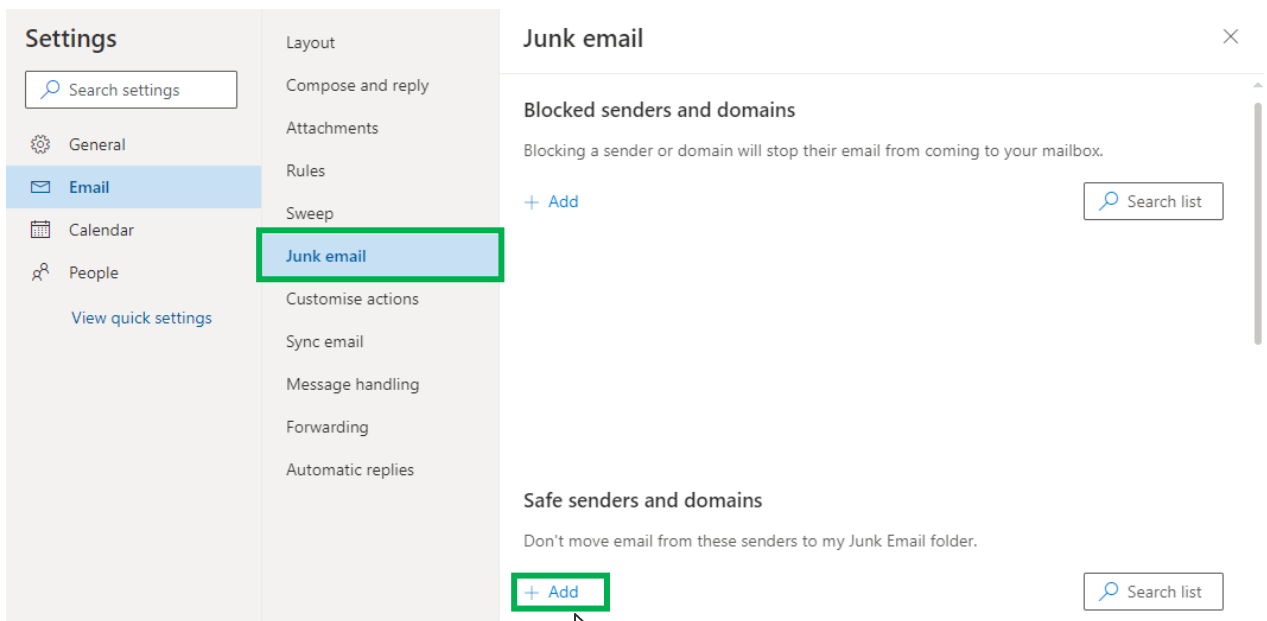
Outlook.com or Windows Live Mail

Method two

- 1 Click on the cog icon (Settings Menu) located on the top right and choose 'View all Outlook Settings'



- 2 On the menu located on the left hand side, select 'Junk email' (under Email) and click +Add under 'Safe senders and domains'





Outlook.com or Windows Live Mail

- 3 Type '**newsletter@confectionerynews.com**' into the text box and click enter to add us to your safe senders list

Settings

Search settings

General

Email

Calendar

People

View quick settings

Layout

Compose and reply

Attachments

Rules

Sweep

Junk email

Customise actions

Sync email

Message handling

Forwarding

Automatic replies

Junk email

Safe senders and domains

Don't move email from these senders to my Junk Email folder.

+ Add

Search list

newsletter@nutraingredients-asia.com

Safe mailing lists

Save Discard

- 4 Press 'Save' at the bottom of the page to complete the process

Settings

Search settings

General

Email

Calendar

People

View quick settings

Layout

Compose and reply

Attachments

Rules

Sweep

Junk email

Customise actions

Sync email

Message handling

Forwarding

Automatic replies

Junk email

Safe senders and domains

Don't move email from these senders to my Junk Email folder.

+ Add

Search list

newsletter@nutraingredients-asia.com

Safe mailing lists

Save Discard